

MADE IN ITALY



Belt-driven oil injected
rotary screw compressors

2.2-75 kW



ROTARY SCREW COMPRESSORS FROM 2.2 TO 75 KW: A COMPLETE AND MODULAR RANGE.

Our rotary screw compressors are the answer to the needs of large, small and medium-sized enterprises where compressed air is one of the main energy sources.

HIGH ENERGY SAVINGS

The choice of high quality components combined with IE3 "Premium Efficiency" motors and our high-performance air-ends, ensures low consumptions, remarkable energy savings and exceptional efficiency performances. IE3 motors also reduce CO₂ emissions: an important contribution to protecting the environment.



2.2 - 5.5 kW



7.5-15 kW



18.5-22 kW



KW	Model	Floor mounted	Floor mounted + dryer (ES)	Tank-mounted	Tank-mounted + dryer (ES)	Fixed speed	Variable speed (VS)	pp. catalogue
2.2 - 3 - 4	Ghibli SE 2.2-3.0-4.0 (2.2 also single-phase)	•	–	200 ℓ	200 ℓ	•	–	6 - 7
4	Ghibli 4.0	•	–	200 ℓ	200 ℓ	•	–	8 - 9
5.5	Ghibli 5.5	•	–	270 - 500 ℓ	270 - 500 ℓ	•	–	8 - 9
7.5 - 11 - 15	Storm 8-11-15	•	–	270 - 500 ℓ	270 - 500 ℓ	•	–	10 - 11
11	Storm 11 VS	•	•	–	–	–	•	12 - 13
15	Storm 16	•	–	500 ℓ	500 ℓ	•	–	12 - 13
18.5 - 22	Storm 18.5-22	•	•	–	–	•	only 22	14 - 15
30 - 37	Storm 31-38	•	•	–	–	•	only 38	16 - 18
45 - 55	Storm 45-55	•	–	–	–	•	–	16 - 18
55	Storm 56	•	–	–	–	•	•	16 - 18
75	Storm 75	•	–	–	–	•	•	16 - 18

★ High performances

The special design of the screw profile ensures high performances of compressed air production; a key point of SHAMAL engineering project, entirely Made in Italy.

★ High reliability

Accurate quality control and the use of components of the worldwide leading manufacturers ensure a long service life and long maintenance intervals.



★ Low noise levels

GHIBLI and STORM compressors are extremely quiet: suitable to be installed also near workstations thanks to the use of efficient soundproof materials.

★ 2-year Warranty


Our air-ends, inverters and controllers are covered by a 2-year warranty.



30-37 kW

45-55 kW

75 kW



EFFICIENT COOLING SYSTEM

The cooling system is one of the most innovative in the market: the thermostatic-control centrifugal fan ensures the temperature inside the compressor remains within a specific tolerance and at a constant level, thus avoiding temperature peaks that may prevent the proper operation of the compressor. The action of the fan combined with the oversized radiator efficiency ensures the operation of the machine even in critical climatic conditions. The "silent" fans, the specifically designed labyrinth ventilation and the use of top quality soundproof materials ensure one of the lowest acoustic level of the market.

RELIABLE TRANSMISSION

The Poly-V belt drive ensures significantly lower power losses and a three times longer life than standard "V" belts mounted on other compressors in the market. The belt is tensioned by means of a slide tensioner.

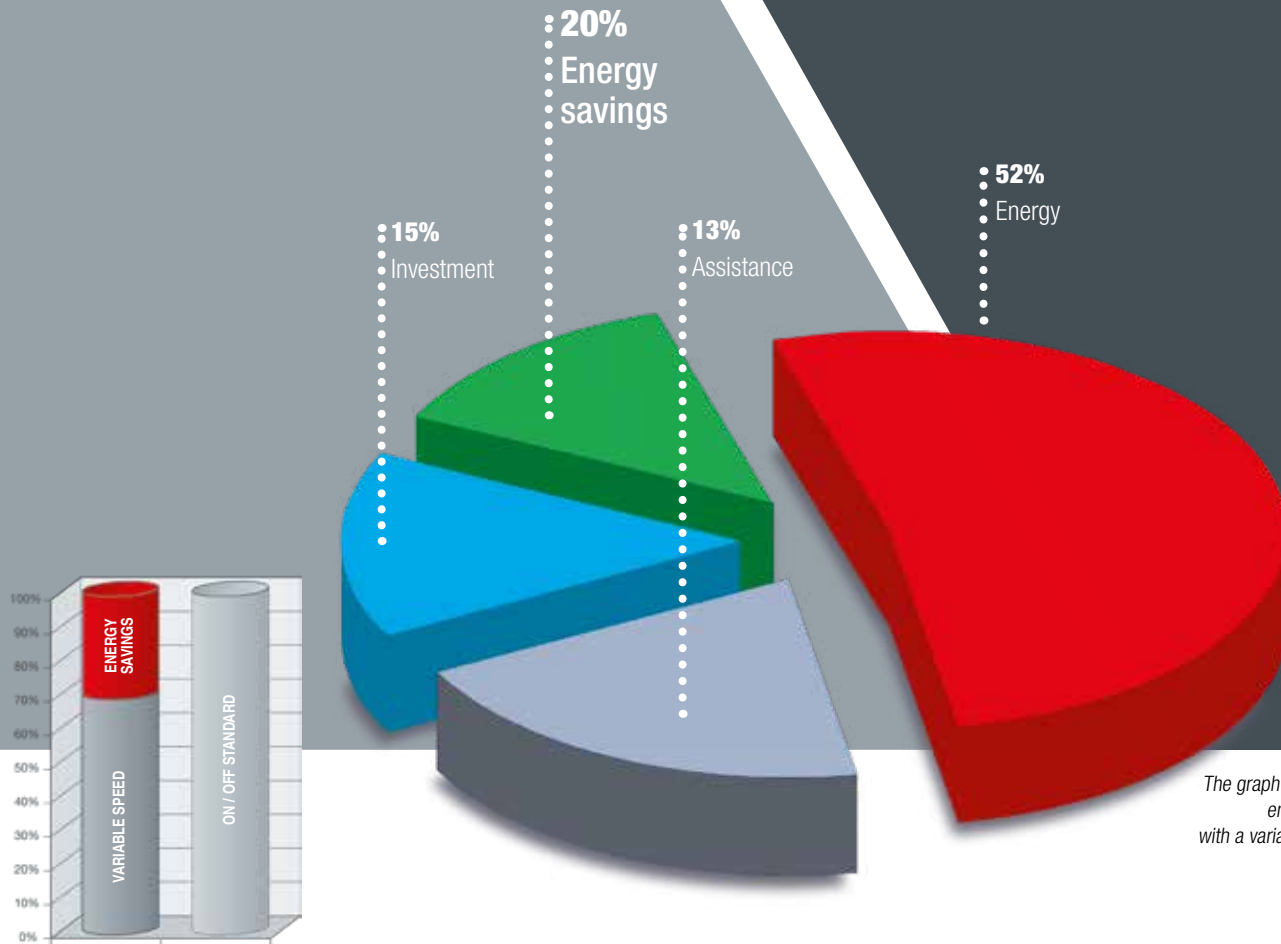
SPIN-ON FILTERS

The oil filter and the oil separator filter (both spin-on type), ensure great efficiency and easy maintenance.



STORM VS ROTARY SCREW COMPRESSORS: DESIGNED FOR INDUSTRIAL USE TO ACHIEVE THE HIGHEST ENERGY SAVINGS.

Our rotary screw compressors are designed for continuous operation also in severe conditions of use, with special attention to energy consumption, low operation and maintenance costs and user-friendly installation and use.



The graph shows the remarkable energy savings achieved with a variable speed compressor in a typical installation.

VARIABLE SPEED WITH INVERTER

Energy consumption reduction and environment protection are among the biggest global challenges today. STORM compressors, in the 11, 22, 37, 55 and 75 kW power range, are also available in the variable speed (VS) version which ensures high performances and energy efficient solutions.

The frequency converter dynamically regulates frequency, voltage and current values supplied to the motor, constantly eliminating useless power drops and consequently adjusting the compressed air generation actually required.

The benefits of using the STORM VS with inverter are remarkable:

- continuous control of the compressed air generated by varying the speed of the electric motor from 40% up to 100% of the full speed;
- the compressed air generated is therefore constantly proportional to the requirements of the system;
- pressure control inside the system, in a range between 6 and 10 bar, depending on the chosen compressor model.



ADVANCED ELECTRONIC CONTROLLERS FOR OPTIMAL MONITORING OF ALL MACHINE FUNCTIONS

Electronic controllers installed on our rotary screw compressors are specifically designed to ensure optimal monitoring and adjustment as well as flexibility and complete programming to guarantee the maximum efficiency and safety.



ETIV

Backlit multi-function and multi-language LCD display with drop-down menu. Main data displayed are:

- operating pressure (loaded, idle pressure);
- oil temperature;
- compressor status (stand-by, idle, loaded);
- fan status (on);
- date and time;
- remaining hours to maintenance;
- total operation hours;
- load operation hours;
- inverter percentage of use (VS models only).



ETMII

Controller with multi-function display and alphanumeric menu.

The main screen displays:

- operating pressure;
- oil temperature;
- total operation hours;
- load operation hours;
- compressor status led (stand-by, idle, loaded);

The ETMII has also the following functions:

- four maintenance timers (air cartridge, oil, oil filter, separator filter);
- auto-restart after power failure;
- programmable cooling fan temperature;
- programmable remote control start of the compressor;
- integrated phases sequence relay.



SMS DEVICE Service Management System

SMS is the innovative device to remote control and perform predictive maintenance on screw compressors equipped with an ETIV controller.

The device automatically sends an e-mail (up to 3 addresses to be defined during set-up) in case of an alarm and according to pre-set thresholds (every hour, every day, every week): this feature allows you to schedule routine maintenance and the timely intervention in case of special maintenance on the compressor it is connected to.

Furthermore, you can have full remote control from any device (tablet, smartphone, PC, notebook, etc.), via a web page, as long as it is connected to the same Internet network as the SMS device.

Predictive and targeted maintenance:

- automated e-mails in case of alarms,
- automated e-mails every hour / day / week.


Compressor remote control:

- access to the various menu levels (user, service),
- compressor online status check,
- on / off control,
- no software to be installed.

Compressor control
Pressure switch with pressure gauge and counter

Dryer module
Dryer module in tank-mounted "ES" versions

Ball tap
easier condensation drainage



FS14 air-end 
Entirely designed, manufactured and tested in our Italian plant: the special design of the rotor profile ensures high performances.



★ Ease of use

User-friendly ON / OFF electromechanical control.

★ Easy maintenance

Fast and simple ordinary maintenance thanks to the easy accessibility of internal components.

★ Extremely silent

The centrifugal fan, activated through thermostatic control, ensures proper cooling, maintaining the noise level of the machine low.

★ Phases sequence relay

Checks the correct direction of rotation of the screw unit at the first start-up.



Model	Code	Air receiver ℓ	Power		Air delivered			Max. pressure		Sound level dB(A)	Conne- ction G	Net weight		Net dimensions L x W x H (cm)	Gross weight		Gross dimensions L x W x H (cm)
			kW	HP	l./min.	m ³ /h	c.f.m.	bar	p.s.i.			kg	Lbs		kg	Lbs	

GHIBLI SE 2.2-3.0-4.0 - Electromechanical

1 Floor mounted

GHIBLI SE 2.2-10 M*	V51JT60SHA572	–	2.2 M	3	240	14.4	8.5	10	145	58	1/2"	98	216	60x49x76	109	240	71.5x67x97
GHIBLI SE 2.2-08	V51JU72SHA572	–	2.2	3	325	19.5	11.5	8	116	58	1/2"	93	205	60x49x76	104	229	71.5x67x97
GHIBLI SE 2.2-10	V51JT72SHA572	–	2.2	3	290	17.4	10.2	10	145	58	1/2"	93	205	60x49x76	104	229	71.5x67x97
GHIBLI SE 3.0-08	V51JS72SHA572	–	3	4	430	25.8	15.2	8	116	59	1/2"	99	218	60x49x76	110	242	71.5x67x97
GHIBLI SE 3.0-10	V51JQ72SHA572	–	3	4	385	23.1	13.6	10	145	59	1/2"	99	218	60x49x76	110	242	71.5x67x97
GHIBLI SE 4.0-08	V51JR72SHA572	–	4	5.5	580	34.8	20.5	8	116	60	1/2"	108	238	60x49x76	119	262	71.5x67x97
GHIBLI SE 4.0-10	V51JP72SHA572	–	4	5.5	485	29.1	17.1	10	145	60	1/2"	108	238	60x49x76	119	262	71.5x67x97

2 Tank-mounted

GHIBLI SE 2.2-10-200 M*	V77JT60SHA572	200	2.2	3	240	14.4	8.5	10	145	58	1/2"	149	328	147x52x128	174	383	152.5x61x146
GHIBLI SE 2.2-08-200	V77JU72SHA572	200	2.2	3	325	19.5	11.5	8	116	58	1/2"	144	317	147x52x128	169	372	152.5x61x146
GHIBLI SE 2.2-10-200	V77JT72SHA572	200	2.2	3	290	17.4	10.2	10	145	58	1/2"	144	317	147x52x128	169	372	152.5x61x146
GHIBLI SE 3.0-08-200	V77JS72SHA572	200	3	4	430	25.8	15.2	8	116	59	1/2"	149	328	147x52x128	174	383	152.5x61x146
GHIBLI SE 3.0-10-200	V77JQ72SHA572	200	3	4	385	23.1	13.6	10	145	59	1/2"	149	328	147x52x128	174	383	152.5x61x146
GHIBLI SE 4.0-08 -200	V77JR72SHA572	200	4	5.5	580	34.8	20.5	8	116	60	1/2"	153	337	147x52x128	178	392	152.5x61x146
GHIBLI SE 4.0-10-200	V77JP72SHA572	200	4	5.5	485	29.1	17.1	10	145	60	1/2"	153	337	147x52x128	178	392	152.5x61x146

3 Tank-mounted with dryer

GHIBLI SE 2.2-08-200 ES	V77JU72SHA672	200	2.2	3	325	19.5	11.5	8	116	58	1/2"	162	357	144x52x128	187	412	152.5x61x146
GHIBLI SE 2.2-10-200 ES	V77JT72SHA672	200	2.2	3	290	17.4	10.2	10	145	58	1/2"	162	357	144x52x128	187	412	152.5x61x146
GHIBLI SE 3.0-08-200 ES	V77JS72SHA672	200	3	4	430	25.8	15.2	8	116	59	1/2"	167	368	144x52x128	192	423	152.5x61x146
GHIBLI SE 3.0-10-200 ES	V77JQ72SHA672	200	3	4	385	23.1	13.6	10	145	59	1/2"	167	368	144x52x128	192	423	152.5x61x146
GHIBLI SE 4.0-08-200 ES	V77JR72SHA672	200	4	5.5	580	34.8	20.5	8	116	60	1/2"	171	377	144x52x128	196	432	152.5x61x146
GHIBLI SE 4.0-10-200 ES	V77JP72SHA672	200	4	5.5	485	29.1	17.1	10	145	60	1/2"	171	377	144x52x128	196	432	152.5x61x146

M* = single-phase

Air supplied measured at 7.5 - 9.5 bar at the compressor outlet, as required by ISO 1217 annex C. ± 3 dB(A) and as required by PNEUROP/CAGI PN-NTC 2.3.

Star-delta starter

with ETMII electronic controller which manages the entire operation of the machine and system diagnosis.

Spin-on oil and separator filters

The oversized filters ensure long operation intervals and costs reduction.

Pressure transducer

It ensures an optimal and stable operation over the time. It allows to modify the work pressure directly from the electronic controller with no mechanical intervention.

Dryer module

On-tank versions available also with refrigerated dryer (ES).

Ball tap

easier condensation drainage

High performances FS14 air-end

Exclusive design of the air-end, intake regulator and separator block with minimum pressure valve.



★ Highest energy savings

Star-delta starter reduces energy consumption.

★ Easy maintenance


Fast and simple ordinary maintenance thanks to the easy accessibility of internal components.

★ Extremely silent and compact

The centrifugal fan, activated through thermostatic control, ensures proper cooling, maintaining the noise level of the machine low.

★ Plug&Play

The machine is supplied ready to use: plug it to the power supply and to the distribution system to start working with no plant installation difficulties.



Model	Code	Air receiver	Power		Air delivered			Max. pressure		Sound level dB(A)	Connec- tion G	Net weight		Net dimensions L x W x H (cm)	Gross weight		Gross dimensions L x W x H (cm)
		ℓ	kW	HP	l./min.	m ³ /h	c.f.m.	bar	p.s.i.			kg	Lbs		kg	Lbs	

GHIBLI 4.0-5.5 with electronic control unit

1 Floor mounted

GHIBLI 4.0-08	V51JR92SHA572	–	4	5.5	580	34.8	20.5	8	116	60	1/2"	103	227	60x51x76	114	251	71.5x67x97
GHIBLI 4.0-10	V51JP92SHA572	–	4	5.5	485	29.1	17.1	10	145	60	1/2"	103	227	60x51x76	114	251	71.5x67x97
GHIBLI 4.0-13	V51JV92SHA572	–	4	5.5	330	19.8	11.6	13	189	60	1/2"	103	227	60x51x76	114	251	71.5x67x97
GHIBLI 5.5-08	V51JW92SHA572	–	5.5	7.5	720	43.2	25.4	8	116	64	1/2"	126	278	60x51x76	137	302	71.5x67x97
GHIBLI 5.5-10	V51JO92SHA572	–	5.5	7.5	650	39	22.9	10	145	64	1/2"	126	278	60x51x76	137	302	71.5x67x97
GHIBLI 5.5-13	V51JM92SHA572	–	5.5	7.5	485	29.1	17.1	13	189	64	1/2"	126	278	60x51x76	137	302	71.5x67x97

2 Tank-mounted

GHIBLI 4.0-08-200	V77JR92SHA572	200	4	5.5	580	34.8	20.5	8	116	60	1/2"	149	328	147x52x128	174	383	152.5x61x146
GHIBLI 4.0-10-200	V77JP92SHA572	200	4	5.5	485	29.1	17.1	10	145	60	1/2"	149	328	147x52x128	174	383	152.5x61x146
GHIBLI 5.5-08-270	V91JW92SHA572	270	5.5	7.5	720	43.2	25.4	8	116	64	1/2"	202	445	156x57x139	237	522	172x75x168
GHIBLI 5.5-10-270	V91JO92SHA572	270	5.5	7.5	650	39	22.9	10	145	64	1/2"	202	445	156x57x139	237	522	172x75x168
GHIBLI 5.5-08-500	V83JW92SHA572	500	5.5	7.5	720	43.2	25.4	8	116	64	1/2"	268	591	200x60x148	308	679	206.5x80x170
GHIBLI 5.5-10-500	V83JO92SHA572	500	5.5	7.5	650	39	22.9	10	145	64	1/2"	268	591	200x60x148	308	679	206.5x80x170

3 Tank-mounted with dryer

GHIBLI 4.0-08-200 ES	V77JR92SHA672	200	4	5.5	580	34.8	20.5	8	116	60	1/2"	167	368	144x52x128	192	423	152.5x61x146
GHIBLI 4.0-10-200 ES	V77JP92SHA672	200	4	5.5	485	29.1	17.1	10	145	60	1/2"	167	368	144x55x128	192	423	152.5x61x146
GHIBLI 5.5-08-270 ES	V91JW92SHA672	270	5.5	7.5	720	43.2	25.4	8	116	64	1/2"	229	505	156x57x139	264	582	172x75x168
GHIBLI 5.5-10-270 ES	V91JO92SHA672	270	5.5	7.5	650	39	22.9	10	145	64	1/2"	229	505	156x57x139	264	582	172x75x168
GHIBLI 5.5-08-500 ES	V83JW92SHA672	500	5.5	7.5	720	43.2	25.4	8	116	64	1/2"	304	670	200x60x148	344	758	206.5x80x170
GHIBLI 5.5-10-500 ES	V83JO92SHA672	500	5.5	7.5	650	39	22.9	10	145	64	1/2"	304	670	200x60x148	344	758	206.5x80x170

Air supplied measured at 7.5 - 9.5 - 12.5 bar at the compressor outlet, as required by ISO 1217 annex C. ± 3 dB(A) and as required by PNEUROP/CAGI PN-NTC 2.3.

ETMI electronic controller

The display shows: operating pressure, load/total working hours, idle/load status, oil temperature.

The **Poly-V belt** drive ensures a long useful life and minimal maintenance interventions.

Ventilation is independent of the electric motor.

Fast and convenient ordinary maintenance thanks to the easy accessibility of internal components.

Dryer module

Dryer module available on the on-tank models (ES).

Ball tap

easier condensation drainage

Easy to transport

The lifting bars placed at the base of the tank (both front and rear), facilitate its lifting and transport.



High performances FS26TF air-end

Air-end, intake regulator, separator block and minimum pressure valve of our design and manufacturing, Made in Italy.



★ Low R.P.M.

★ Extremely silent and compact

★ Plug&Play

★ User-friendly

★ Low energy consumption

★ High efficiency

Model	Code	Air receiver		Power		Air delivered			Max. pressure		Sound level dB(A)	Conne- ction G	Net weight		Net dimensions L x W x H (cm)	Gross weight		Gross dimensions L x W x H (cm)
		ℓ		kW	HP	l./min.	m ³ /h	c.f.m.	bar	p.s.i.			kg	Lbs		kg	Lbs	

STORM 8-11-15 with FS26TF screw unit

1 Floor mounted

STORM 8-08	V60NG92SHA772	–	7.5	10	1250	75	44.1	8	116	68	3/4"	205	452	82x68x98	219	483	94x77x115
STORM 8-10	V60NH92SHA772	–	7.5	10	1000	60	35.3	10	145	68	3/4"	205	452	82x68x98	219	483	94x77x115
STORM 8-13	V60NI92SHA772	–	7.5	10	750	45	26.5	13	189	68	3/4"	205	452	82x68x98	219	483	94x77x115
STORM 11-08	V60NL92SHA772	–	11	15	1650	99	58.2	8	116	69	3/4"	216	476	82x68x98	230	507	94x77x115
STORM 11-10	V60NM92SHA772	–	11	15	1500	90	53	10	145	69	3/4"	216	476	82x68x98	230	507	94x77x115
STORM 11-13	V60NN92SHA772	–	11	15	1100	66	38.8	13	189	69	3/4"	216	476	82x68x98	230	507	94x77x115
STORM 15-08	V60NP92SHA772	–	15	20	2150	129	75.9	8	116	70	3/4"	220	485	82x68x98	234	516	94x77x115
STORM 15-10	V60NQ92SHA772	–	15	20	1850	111	65.3	10	145	70	3/4"	220	485	82x68x98	234	516	94x77x115
STORM 15-13	V60NR92SHA772	–	15	20	1500	90	53	13	189	70	3/4"	220	485	82x68x98	234	516	94x77x115

2 Tank-mounted

STORM 8-08-270	V91NG92SHA772	270	7.5	10	1250	75	44.1	8	116	68	3/4"	288	635	156x68x151	318	701	172x75x176
STORM 8-10-270	V91NH92SHA772	270	7.5	10	1000	60	35.3	10	145	68	3/4"	288	635	156x68x151	318	701	172x75x176
STORM 8-13-270	V91NI92SHA772	270	7.5	10	750	45	26.5	13	189	68	3/4"	337	743	156x68x151	367	809	172x75x176
STORM 8-08-500	V83NG92SHA772	500	7.5	10	1250	75	44.1	8	116	68	3/4"	355	782	200x68x163	395	871	206.5x80x185
STORM 8-10-500	V83NH92SHA772	500	7.5	10	1000	60	35.3	10	145	68	3/4"	355	782	200x68x163	395	871	206.5x80x185
STORM 8-13-500	V83NI92SHA772	500	7.5	10	750	45	26.5	13	189	68	3/4"	387	853	200x68x163	427	941	206.5x80x185
STORM 11-08-270	V91NL92SHA772	270	11	15	1650	99	58.2	8	116	69	3/4"	302	666	156x68x151	332	732	172x75x176
STORM 11-10-270	V91NM92SHA772	270	11	15	1500	90	53	10	145	69	3/4"	302	666	156x68x151	332	732	172x75x176
STORM 11-13-270	V91NN92SHA772	270	11	15	1100	66	38.8	13	189	69	3/4"	351	774	156x68x151	381	840	172x75x176
STORM 11-08-500	V83NL92SHA772	500	11	15	1650	99	58.2	8	116	69	3/4"	369	813	200x68x163	409	901	206.5x80x185
STORM 11-10-500	V83NM92SHA772	500	11	15	1500	90	53	10	145	69	3/4"	369	813	200x68x163	409	901	206.5x80x185
STORM 11-13-500	V83NN92SHA772	500	11	15	1100	66	38.8	13	189	69	3/4"	401	884	200x68x163	441	972	206.5x80x185
STORM 15-08-500	V83NP92SHA772	500	15	20	2150	129	75.9	8	116	70	3/4"	383	844	200x68x163	423	932	206.5x80x185
STORM 15-10-500	V83NQ92SHA772	500	15	20	1850	111	65.3	10	145	70	3/4"	383	844	200x68x163	423	932	206.5x80x185
STORM 15-13-500	V83NR92SHA772	500	15	20	1500	90	53	13	189	70	3/4"	415	915	200x68x163	455	1003	206.5x80x185

3 Tank-mounted with dryer

STORM 8-08-270 ES	V91NG92SHA872	270	7.5	10	1250	75	44.1	8	116	68	1"	315	694	156x68x151	345	760	172x75x176
STORM 8-10-270 ES	V91NH92SHA872	270	7.5	10	1000	60	35.3	10	145	68	1"	315	694	156x68x151	345	760	172x75x176
STORM 8-13-270 ES	V91NI92SHA872	270	7.5	10	750	45	26.5	13	189	68	1"	364	802	156x68x151	394	868	172x75x176
STORM 8-08-500 ES	V83NG92SHA872	500	7.5	10	1250	75	44.1	8	116	68	1"	382	842	200x68x163	422	930	206.5x80x185
STORM 8-10-500 ES	V83NH92SHA872	500	7.5	10	1000	60	35.3	10	145	68	1"	382	842	200x68x163	422	930	206.5x80x185
STORM 8-13-500 ES	V83NI92SHA872	500	7.5	10	750	45	26.5	13	189	68	1"	414	912	200x68x163	454	1001	206.5x80x185
STORM 11-08-270 ES	V91NL92SHA872	270	11	15	1650	99	58.2	8	116	69	1"	329	725	156x68x151	359	791	172x75x176
STORM 11-10-270 ES	V91NM92SHA872	270	11	15	1500	90	53	10	145	69	1"	329	725	156x68x151	359	791	172x75x176
STORM 11-13-270 ES	V91NN92SHA872	270	11	15	1100	66	38.8	13	189	69	1"	378	833	156x68x151	408	899	172x75x176
STORM 11-08-500 ES	V83NL92SHA872	500	11	15	1650	99	58.2	8	116	69	1"	396	873	200x68x163	436	961	206.5x80x185
STORM 11-10-500 ES	V83NM92SHA872	500	11	15	1500	90	53	10	145	69	1"	396	873	200x68x163	436	961	206.5x80x185
STORM 11-13-500 ES	V83NN92SHA872	500	11	15	1100	66	38.8	13	189	69	1"	428	943	200x68x163	468	1031	206.5x80x185
STORM 15-08-500 ES	V83NP92SHA872	500	15	20	2150	129	75.9	8	116	70	1"	412	908	200x68x163	452	996	206.5x80x185
STORM 15-10-500 ES	V83NQ92SHA872	500	15	20	1850	111	65.3	10	145	70	1"	412	908	200x68x163	452	996	206.5x80x185
STORM 15-13-500 ES	V83NR92SHA872	500	15	20	1500	90	53	13	189	70	1"	444	979	200x68x163	484	1067	206.5x80x185

Air supplied measured at 7.5 - 9.5 - 12.5 bar at the compressor outlet, as required by ISO 1217 annex C. ± 3 dB(A) and as required by PNEUROP/CAGI PN-NTC 2.3.

STORM 16

15 kW

ETMI electronic controller

High performances FS50TF air-end

Air-end, intake regulator, separator block and minimum pressure valve of our design and manufacturing, entirely Made in Italy.



Multi-function and multi-language ETIV electronic controller

It manages and controls all functions of the compressor. It allows the installation of the SMS Device (optional).



Integrated filters and dryer

The STORM 11 ES VS model has a complete and fully integrated module that includes a refrigerated dryer and an inlet / outlet filtering system.

High-efficiency inverter

Easy to transport

The lifting holes placed at the base (both front and rear), facilitate its lifting and transport.



STORM 11 VS

11 kW

STORM 16

- ★ High performances FS50TF air-end
- ★ 3 available set-ups: floor mounted, tank-mounted or tank-mounted with dryer

The STORM 16 has the same features of the STORM 15 but with a larger air-end (FS50TF), to ensure the maximum performances in the same power range.



STORM 11 VS Variable speed

- ★ Extremely silent and compact
- ★ Energy savings
- ★ Plug&Play
- ★ All-in-one

Particularly suitable for companies that use compressed air with frequently varying flow rate: variable speed operation allows the machine to adjust the flow rate on the actual request.

The electronic controller monitors and adjusts the air-end speed, modulating the air generation to maintain a constant pressure inside the network and resulting in immediate benefits such as: constant pressure, optimised electricity consumption, appropriate generation of compressed air on the actual demand and minimal wear of mechanical parts.

Model	Code	Air receiver ℓ	Power		Air delivered (max./min.)			Max. pressure		Sound level dB(A)	Conne- ction G	Net weight		Net dimensions		Gross weight		Gross dimensions	
			kW	HP	l./min.	m ³ /h	c.f.m.	bar	p.s.i.			kg	Lbs	L x W x H (cm)	kg	Lbs	L x W x H (cm)		

STORM 16 with FS50TF air-end

1 Floor mounted

STORM 16-08	V60NB92SHA772	–	15	20	2350	141	83	8	116	68	3/4"	234	516	82x68x98	248	547	94x77x115
STORM 16-10	V60NY92SHA772	–	15	20	2050	123	72.4	10	145	68	3/4"	234	516	82x68x98	248	547	94x77x115
STORM 16-13	V60NW92SHA772	–	15	20	1750	105	61.8	13	189	68	3/4"	234	516	82x68x98	248	547	94x77x115

2 Tank-mounted

STORM 16-08-500	V83NB92SHA772	500	15	20	2350	141	83	8	116	68	3/4"	410	904	200x68x163	450	992	206.5x80x185
STORM 16-10-500	V83NY92SHA772	500	15	20	2050	123	72.4	10	145	68	3/4"	410	904	200x68x163	450	992	206.5x80x185
STORM 16-13-500	V83NW92SHA772	500	15	20	1750	105	61.8	13	189	68	3/4"	442	974	200x68x163	482	1062	206.5x80x185

3 Tank-mounted with dryer

STORM 16-08-500 ES	V83NB92SHA872	500	15	20	2350	141	83	8	116	68	1"	439	968	200x68x163	479	1056	206.5x80x185
STORM 16-10-500 ES	V83NY92SHA872	500	15	20	2050	123	72.4	10	145	68	1"	439	968	200x68x163	479	1056	206.5x80x185
STORM 16-13-500 ES	V83NW92SHA872	500	15	20	1750	105	61.8	13	189	68	1"	471	1038	200x68x163	511	1126	206.5x80x185

Air supplied measured at 7.5 - 9.5 - 12.5 bar at the compressor outlet, as required by ISO 1217 annex C. ± 3 dB(A) and as required by PNEUROP/CAGI PN-NTC 2.3.

Model	Code	Air receiver ℓ	Power		Air delivered (max./min.)			Max. pressure		Sound level dB(A)	Conne- ction G	Net weight		Net dimensions		Gross weight		Gross dimensions	
			kW	HP	l./min.	m ³ /h	c.f.m.	bar	p.s.i.			kg	Lbs	L x W x H (cm)	kg	Lbs	L x W x H (cm)		

STORM 11 VS Variable speed, with FS26TF air-end

4 Floor mounted, variable speed

STORM 11-08 VS	V60SN97SHA772	–	11	15	1650 / 680	99 / 41	58 / 24	8	116	63	3/4"	261	575	120x74x100	283	624	129x77x128
STORM 11-10 VS	V60SP97SHA772	–	11	15	1500 / 620	90 / 37	53 / 22	10	145	63	3/4"	261	575	120x74x100	283	624	129x77x128

5 Variable speed with dryer

STORM 11-08 ES VS	V60SN97SHA872	–	11	15	1650 / 680	99 / 41	58 / 24	8	116	63	3/4"	301	663	120x74x100	323	712	129x77x128
STORM 11-10 ES VS	V60SP97SHA872	–	11	15	1500 / 620	90 / 37	53 / 22	10	145	63	3/4"	301	663	120x74x100	323	712	129x77x128

Air supplied measured at 7.5 - 9.5 bar at the compressor outlet, as required by ISO 1217 annex C. ± 3 dB(A) and as required by PNEUROP/CAGI PN-NTC 2.3.

Multi-function and multi-language ETIV electronic controller

It manages and controls all functions of the compressor and system diagnosis. It allows the installation of the SMS Device (optional).



1



Pre-filtering panel

The ventilation circuit is fitted with a pre-filter panel that filters the incoming dust and keeps the inside of the machine clean.

Easy maintenance

Wide front and rear access panels allow immediate access to the internal components, thus reducing inspection and maintenance times. The two removable panels placed at the base of the machine, preserve the cleaning and ensure greater silent operation, when installed.

High performances FS50TF air-end

Air-end, intake regulator, separator block and minimum pressure valve of our design and manufacturing, Made in Italy.



Version with inverter

The frequency converter dynamically regulates frequency, voltage and current values supplied to the motor, constantly eliminating useless power drops and consequently adjusting the compressed air generation actually required.

Dryer module

The models STORM 18.5 and STORM 22 are also available with refrigerated dryer module.

2



3

★ Efficient ventilation

The thermostatically controlled centrifugal fan cools down the oversized air-oil heat exchanger allowing the compressor to run even in the most severe temperature conditions.

★ Energy savings

The electropneumatic system regulating the compressor functioning ensures the minimum required pressure during un-loaded operation and maximum energy savings at start-up, thus optimising the energy cost / air generated ratio.

★ High reliability

The oxidation resistant minimum pressure valve is machined from solid. A great manufacturing attention to ensure operations even in extreme conditions.



Model	Code	Power		Air delivered (max. / min.)			Max. pressure		Sound level dB(A)	Connec- tion G	Net weight		Net dimensions L x W x H (cm)	Gross weight		Gross dimensions L x W x H (cm)
		kW	HP	L/min.	m ³ /h	c.f.m.	bar	p.s.i.			kg	Lbs		kg	Lbs	

STORM 18.5-22

1 Floor mounted

STORM 18.5-08	V60QA92SHA772	18.5	25	2800	168	99	8	116	66	1"	397	875	136x83x113	470	1036	153x100x138
STORM 18.5-10	V60QB92SHA772	18.5	25	2500	150	88	10	145	66	1"	397	875	136x83x113	470	1036	153x100x138
STORM 18.5-13	V60QC92SHA772	18.5	25	2150	129	76	13	189	66	1"	397	875	136x83x113	470	1036	153x100x138
STORM 22-08	V60QD92SHA772	22	30	3350	201	118	8	116	68	1"	419	923	136x83x113	492	1084	153x100x138
STORM 22-10	V60QE92SHA772	22	30	3000	180	106	10	145	68	1"	419	923	136x83x113	492	1084	153x100x138
STORM 22-13	V60QF92SHA772	22	30	2400	144	85	13	189	68	1"	419	923	136x83x113	492	1084	153x100x138

2 Floor mounted with dryer

STORM 18.5-08 ES	V60QA92SHA872	18.5	25	2800	168	99	8	116	66	1 -1/4"	447	985	172x83x113	537	1184	205x114x167
STORM 18.5-10 ES	V60QB92SHA872	18.5	25	2500	150	88	10	145	66	1 -1/4"	447	985	172x83x113	537	1184	205x114x167
STORM 18.5-13 ES	V60QC92SHA872	18.5	25	2150	129	76	13	189	66	1 -1/4"	447	985	172x83x113	537	1184	205x114x167
STORM 22-08 ES	V60QD92SHA872	22	30	3350	201	118	8	116	68	1 -1/4"	469	1034	172x83x113	559	1232	205x114x167
STORM 22-10 ES	V60QE92SHA872	22	30	3000	180	106	10	145	68	1 -1/4"	469	1034	172x83x113	559	1232	205x114x167
STORM 22-13 ES	V60QF92SHA872	22	30	2400	144	85	13	189	68	1 -1/4"	469	1034	172x83x113	559	1232	205x114x167

3 Floor mounted, variable speed

STORM 22-08 VS	V60QD97SHA772	22	30	3350 / 1350	201 / 81	118 / 48	8	116	68	1"	437	963	139x83x113	510	1124	153x100x138
STORM 22-10 VS	V60QE97SHA772	22	30	3050 / 1220	183 / 73.2	108 / 43	10	145	68	1"	437	963	139x83x113	510	1124	153x100x138

4 Floor mounted, variable speed with dryer

STORM 22-08 ES VS	V60QD97SHA872	22	30	3350 / 1350	201 / 81	118 / 48	8	116	68	1 -1/4"	487	1073	175x83x113	577	1272	205x114x167
STORM 22-10 ES VS	V60QE97SHA872	22	30	3050 / 1220	183 / 73.2	108 / 43	10	145	68	1 -1/4"	487	1073	175x83x113	577	1272	205x114x167

Air supplied measured at 7.5 - 9.5 - 12.5 bar at the compressor outlet, as required by ISO 1217 annex C. ± 3 dB(A) and as required by PNEUROP/CAGI PN-NTC 2.3.

Multi-function and multi-language ETIV electronic controller

It manages and controls all functions of the compressor.

It allows to connect up to 4 compressors at the same time as well the installation of the SMS device.



Pre-filtering panel

The ventilation circuit is fitted with a pre-filter panel that filters the incoming dust and keeps the inside of the machine clean.



Storm 55 and 75 kW versions are equipped with double separator filter.

High performance air-ends

The STORM range from 30 to 75 kW is fitted with high performances FS100, FS130, FS250 air-ends, of our exclusive design.



Easy access and maintenance

Wide front and rear access panels allow immediate access to the internal components, thus reducing inspection and maintenance times. The two removable panels placed at the base of the machine, preserve the cleaning and ensure greater silent operation, when installed.

★ **Efficient ventilation**

The thermostatically controlled centrifugal fan cools down the oversized air-oil heat exchanger allowing the compressor to run even in the most severe temperature conditions.

★ **Energy savings**

The electropneumatic system regulating the compressor functioning ensures the minimum required pressure during un-loaded operation and maximum energy savings at start-up, thus optimising the energy cost / air generated ratio.

★ **High reliability**

★ **Extremely silent operation**

★ **Low maintenance costs**



Dryer module
Storm 31 and 38 models are also available
in ES version with refrigerated dryer.

Model	Code	Power		Air delivered (max./min.)			Max. pressure		Sound level dB(A)	Connec- tion G	Net weight		Net dimensions		Gross weight		Gross dimensions	
		kW	HP	l./min.	m ³ /h	c.f.m.	bar	p.s.i.			kg	Lbs	L x W x H (cm)	kg	Lbs	L x W x H (cm)		
STORM 31-38																		
1 Floor mounted																		
STORM 31-08	V60BU92SHA772	30	40	4700	282	165.9	8	116	70	1 -1/4"	663	1461	153x88x144	728	1605	173x103x165		
STORM 31-10	V60BV92SHA772	30	40	4200	252	148.3	10	145	70	1 -1/4"	663	1461	153x88x144	728	1605	173x103x165		
STORM 31-13	V60BW92SHA772	30	40	3400	204	120	13	189	70	1 -1/4"	663	1461	153x88x144	728	1605	173x103x165		
STORM 38-08	V60BK92SHA772	37	50	6000	360	212	8	116	68	1 -1/4"	686	1512	153x88x144	760	1675	169x103x173		
STORM 38-10	V60BJ92SHA772	37	50	5300	318	187	10	145	68	1 -1/4"	686	1512	153x88x144	760	1675	169x103x173		
STORM 38-13	V60BI92SHA772	37	50	4000	240	141	13	189	68	1 -1/4"	686	1512	153x88x144	760	1675	169x103x173		
2 Floor mounted with dryer																		
STORM 31-08 ES	V60BU92SHA872	30	40	4700	282	165.9	8	116	70	1 -1/2"	728	1605	187x102x144	828	1825	205x114x167		
STORM 31-10 ES	V60BV92SHA872	30	40	4200	252	148.3	10	145	70	1 -1/2"	728	1605	187x102x144	828	1825	205x114x167		
STORM 31-13 ES	V60BW92SHA872	30	40	3400	204	120	13	189	70	1 -1/2"	728	1605	187x102x144	828	1825	205x114x167		
STORM 38-08 ES	V60BK92SHA872	37	50	6000	360	212	8	116	68	1 -1/2"	751	1655	187x102x144	841	1854	205x114x167		
STORM 38-10 ES	V60BJ92SHA872	37	50	5300	318	187	10	145	68	1 -1/2"	751	1655	187x102x144	841	1854	205x114x167		
STORM 38-13 ES	V60BI92SHA872	37	50	4000	240	141	13	189	68	1 -1/2"	751	1655	187x102x144	841	1854	205x114x167		
3 Floor mounted, variable speed																		
STORM 38-08 VS	V60BK97SHA772	37	50	5900 / 2350	354 / 141	208 / 83	8	116	68	1 -1/4"	710	1565	156x88x144	784	1728	169x103x173		
STORM 38-10 VS	V60BJ97SHA772	37	50	5200 / 2050	312 / 123	184 / 72	10	145	68	1 -1/4"	710	1565	156x88x144	784	1728	169x103x173		
4 Floor mounted, variable speed with dryer																		
STORM 38-08 ES VS	V60BK97SHA872	37	50	5900 / 2350	354 / 141	208 / 83	8	116	68	1 -1/2"	775	1708	187x102x144	865	1906	205x114x167		
STORM 38-10 ES VS	V60BJ97SHA872	37	50	5200 / 2050	312 / 123	184 / 72	10	145	68	1 -1/2"	775	1708	187x102x144	865	1906	205x114x167		
STORM 45-55-56-75																		
5 Floor mounted																		
STORM 45-08	V60BM92SHA872	45	60	7200	432	254	7.5	109	72	1 -1/2"	908	2001	161x99x156	994	2191	180x120x211		
STORM 45-10	V60BN92SHA872	45	60	6500	390	229	10	145	72	1 -1/2"	908	2001	161x99x156	994	2191	180x120x211		
STORM 45-13	V60BQ92SHA872	45	60	5100	306	180	13	189	72	1 -1/2"	908	2001	161x99x156	994	2191	180x120x211		
STORM 55-08	V60BR92SHA772	55	75	8600	516	304	7.5	109	74	1 -1/2"	971	2140	161x99x156	1057	2330	180x120x211		
STORM 55-10	V60BS92SHA772	55	75	7800	468	275	10	145	74	1 -1/2"	971	2140	161x99x156	1057	2330	180x120x211		
STORM 55-13	V60BT92SHA772	55	75	6400	384	226	13	189	74	1 -1/2"	971	2140	161x99x156	1057	2330	180x120x211		
STORM 56-08	V60BA92SHA772	55	75	9300	558	328	7.5	109	70	2"	1320	2909	182x112x186	1430	3152	200x129x226.5		
STORM 56-10	V60BB92SHA772	55	75	8300	498	293	10	145	70	2"	1320	2909	182x112x186	1430	3152	200x129x226.5		
STORM 56-13	V60BC92SHA772	55	75	7000	420	247	13	189	70	2"	1320	2909	182x112x186	1430	3152	200x129x226.5		
STORM 75-08	V60BD92SHA772	75	100	12200	732	431	7.5	109	72	2"	1430	3152	182x112x186	1540	3394	200x129x226.5		
STORM 75-10	V60BE92SHA772	75	100	10500	630	371	10	145	72	2"	1430	3152	182x112x186	1540	3394	200x129x226.5		
STORM 75-13	V60BF92SHA772	75	100	8300	498	293	13	189	72	2"	1430	3152	182x112x186	1540	3394	200x129x226.5		
6 Floor mounted, variable speed																		
STORM 56-08 VS	V60BA97SHA772	55	75	9300 / 3700	558 / 222	328 / 131	8	116	70	2"	1356	2989	182x112x186	1466	3231	200x129x226.5		
STORM 56-10 VS	V60BB97SHA772	55	75	8300 / 3300	498 / 198	293 / 116	10	145	70	2"	1356	2989	182x112x186	1466	3231	200x129x226.5		
STORM 75-08 VS	V60BD97SHA772	75	100	12200 / 4800	732 / 288	431 / 169	8	116	72	2"	1466	3231	182x112x186	1576	3474	200x129x226.5		
STORM 75-10 VS	V60BE97SHA772	75	100	10500 / 4200	630 / 252	371 / 148	10	145	72	2"	1466	3231	182x112x186	1576	3474	200x129x226.5		

Air supplied measured at 7 - 7.5 - 9.5 - 12.5 bar at the compressor outlet, as required by ISO 1217 annex C. ± 3 dB(A) and as required by PNEUROP/CAGI PN-NTC 2.3.



ORIGINAL SPARE PARTS

Extend the life and efficiency of your screw compressor

FSN is the brand of the original spare parts for SHAMAL compressors and identifies after-sales services. It guarantees that the components are original and that they were carefully selected, checked and tested by skilled technicians. Using FSN certified original spare parts reduces management costs and guarantees the efficiency, reliability and longevity of the compressor.

LONG LIFE KIT

To make it easier to replace components throughout the various maintenance intervals specified in the use and maintenance manuals, SHAMAL developed its **LONG LIFE KITS**, specifically created for all screw compressor models. Using LONG LIFE KIT ensures the maximum performances of the compressor. You can download the LLK catalogues from the website www.shamalcompressors.com and see the exploded drawings and spare parts, constantly updated for each compressor model.



► Our **Hot-Line** service is able to prepare and ship within the same day urgent orders.

OIL WITH MINERAL OR SYNTHETIC BASE

Our FSN lubricants, selected from the best suppliers in all over the world, are specifically designed for use on our screw compressors. They are available in cans, in drums, or in multiple packs.

For the correct maintenance of the compressor, the oil must be completely replaced according to the interval indicated in the use and maintenance manual, or at least once a year, without mixing different types of oils.

RotarECOFLUID oil mineral base



#600000020	RotarECOFLUID 46 cSt - 1 x 3.8 L (3.3 kg) tank
#600000021	RotarECOFLUID 46 cSt - 1 x 20 L (17.36 kg) tank
#600000022	RotarECOFLUID 46 cSt - 1 x 200 L (174 kg) drum

- ▶ Formulated with high quality selected mineral base oils enhanced with advanced anti-oxidants, anti-wear (zinc free), rust preventers and antifoams, offers an optimal control of oxidation and residue deposits as well as an excellent level of thermal stability and oxidation to ensure the longevity of equipment and long life performances.

RotEnergyPlus oil synthetic base



#600000018A	RotEnergyPlus 46 cSt - 1 x 3.8 L (3.25 kg) tank
#600000009A	RotEnergyPlus 46 cSt - 4 tanks x 3.8 L (3.25 kg) each
#600000007A	RotEnergyPlus 46 cSt - 1 x 19 L (16 kg) tank
#600000012A	RotEnergyPlus 46 cSt - 1 x 208 L (181 kg) drum

- ▶ Formulated with high quality selected synthetic base oils, ensures low operating temperatures, efficient water separation, reduces friction and energy consumption, extends maintenance intervals, ensures excellent lubrication of the bearings, guaranteeing maximum all round protection.

RotEnergyFood oil synthetic base, for specific use in the food industry



#600000014A	RotEnergyFood 46 cSt - 4 tanks x 3.9 L (3.25 kg) each
#600000016A	RotEnergyFood 46 cSt - 1 x 19 L (18.5 kg) tank
#600000017A	RotEnergyFood 46 cSt - 1 x 208 L (175 kg) drum

- ▶ High-quality lubricant for rotary screw compressors, suitable for use in the food industry, where specific quality standards are required.

EATOOL - EASOFTWARE

The energy efficiency of a production plant or any application using compressed air is most important as it may represent a very significant part of the whole energy consumption for the facility. The proper control of compressed air generation provides countless opportunities for the application to improve the whole production process, in terms of energy consumption, efficiency, costs and emissions.

Based upon decades of experience in the industrial sector, SHAMAL provides a professional auditing service to our clients. Our skilled technicians, using advanced measurement and analysis equipment (EATool and EASoftware) can carry out a full audit of any system. Such equipment allows us to offer one or more rotary screw compressors, in alternative to the existing ones, to achieve considerable annual economic and energy savings.



EATOOL

Designed to measure compressed air systems where up to 4 compressors work.

Measurements are downloaded to a USB drive (included).

Supplied: up to 4 x 400 A ampere clamps (optional up to 1000A) and a pressure sensor.

Possible equipment sale or rental.



EASOFTWARE

Using accurate data on the actual consumption or generation of compressed air in the system along with existing energy usage.

Providing a complete and precise Energy Audit of the system (air generated, system load, pattern of use, pressure etc.).

Provides options for an alternative system that might include one or more compressors and controls as a possible alternative to the existing installation, to provide maximum energy savings and a reduction in wasted energy.

9062747

EATOOL EA400

**Protect your investment,
extend the Warranty
up to 5 years!**





When installing your new Shamal screw compressor, join the “Trust” Warranty 3- to 5-year extension program to benefit from countless advantages by maximising the effectiveness, safety and duration over time of your investment.

Thanks to scheduled maintenance programs exclusively performed by Shamal Authorised Assistance Centres, you can rely on timely, highly professional service, as well as on the use of only original spare parts guaranteed by the FSN brand.

The “Trust” warranty can be easily extended online through EasyConnect, the new Shamal service portal specially created to simplify customers’ lives by providing them with quick, clear responses about product availability, order management and goods shipping times.

★ *Easy and fast online activation.*

★ *You can choose to extend warranty to 3 or 5 years.*


★ *Lower maintenance costs as a result of using original spare parts.*

★ *Qualified assistance by authorised technicians.*



EasyConnect
YOUR WEB PORTAL SERVICES. OUR FUTURE.

WARRANTY EXTENSION
ORDER ENTRY
HOT LINE ORDER
STOCK INFO
PROMO



FNA S.p.A.

Via Einaudi, 6 - 10070 Robassomero (TO) - Italy

Tel. +39 011 9233000 - Fax +39 011 9241138

www.shamalcompressors.com

info@fnacompressors.com



Authorised distributor: